


















SPECIFICATIONS

Edging Functions

	Delta 200	Delta 300	Neksia 400	Neksia 500	Neksia 550	Neksia 600	Neksia 650	ES™ 700	ES 700M	ES 800	ES 800M	ES PRO™ 700M	ES PRO 800M
110V (4 wheels) ①													
110V (3 wheels) ②	M16875	M16885		M2500009	M2500010	M2500011	M2500012	M8000006	M8000005	M9000006	M9000005	M4000003	M4000004
220V (4 wheels) ①													
220V (3 wheels) ②												M4000001	M4000002
 Bevel	✓	✓	✓	✓	✓	✓	✓	✓	✓	✓	✓	✓	✓
 Mini Bevel								✓	✓	✓	✓	✓	✓
 Flat-edge Finish	✓	✓	✓	✓	✓	✓	✓	✓	✓	✓	✓	✓	✓
 Polishing	✓	✓	✓	✓	✓	✓	✓	✓	✓	✓	✓	✓	✓
 Grooving	✓	✓		✓	✓	tilt 15°	tilt 15°	tilt up to 30°	tilt up to 30°	tilt up to 30°	tilt up to 30°	tilt up to 30°	tilt up to 30°
 Chamfering	✓	✓		✓	✓	✓	✓	✓	✓	✓	✓	✓	✓
 Drilling		tilt up to 15°				tilt up to 15°	tilt up to 15°	tilt 0-30°	tilt 0-30°	tilt 0-30°	tilt 0-30°	tilt 0-30°	tilt 0-30°
 All types of mixed jobs								✓	✓	✓	✓	✓	✓
 Milling (Super hydrophobic lens)									✓		✓	✓	✓
 High-curve Bevel					Up to wrap 25° Base 8		Up to wrap 25° Base 8	Up to wrap 30° Base 9	Up to wrap 30° Base 9	Up to wrap 30° Base 10	Up to wrap 30° Base 10	Up to wrap 30° Base 10	Up to wrap 30° Base 10
 Step Bevel										Height up to 3.0 mm	Height up to 5.5 mm	Height up to 5.35 mm	Height up to 5.35 mm
 Super Chamfering													✓
 M'Eye SportRx™ (Half Jacket®)	▼										✓		✓
 M'Eye Sign™ (Engraving)	▼									✓	✓		✓
 M'Eye Shape™ (Creative Shape)	▼									✓	✓		✓
 M'Eye Clip™ (Chemistrie clip)										✓	✓		✓
 M'Eye Diamond™ (Crystal pavé)										✓	✓		✓
Weco block type adaptor			✓	✓	✓	✓	✓	✓	✓	✓	✓	✓	✓

All 220VAC machines are special order except the ES PRO series.

①② Plastic, MHI, PC, Trivex, Tribrid

① Mineral / Glass

▼ Need Essibox® solution