

EssilorLuxottica



WORLDWIDE LEADER IN FINISHING SYSTEMS



# TABLE OF CONTENTS

|                                 |       |
|---------------------------------|-------|
| <b>EDGING FUNCTIONS</b>         | p. 3  |
| Standard and Advanced Finishing | p. 4  |
| Specific Bevel                  | p. 5  |
| Specific Jobs                   | p. 6  |
| <b>ES PRO™ SERIES</b>           | p. 8  |
| <b>ES™ SERIES</b>               | p. 10 |
| <b>NEKSIA™ SERIES</b>           | p. 11 |
| <b>DELTA Series</b>             | p. 12 |
| <b>TRACER SOLUTIONS</b>         | p. 13 |
| <b>ESSIBOX®</b>                 | p. 14 |
| <b>LENSMETERS</b>               | p. 15 |
| <b>LAB ACCESSORIES</b>          | p. 16 |
| <b>SPECIFICATIONS</b>           |       |
| Edging Functions                | p. 17 |
| Tracing Functions               | p. 18 |
| Technical Design                | p. 19 |

# EDGING FUNCTIONS

## Standard and Advanced Finishing

### BEVEL. FLAT EDGE. POLISHING

#### CONFIGURATION

- 0.75 mm bevel height
- 3 wheels set for all plastic materials
- 4 wheels set for all materials including mineral
- 15, 19, 22 mm wheel widths for different lens thicknesses
- Round-edge roughing wheel for securing high-curve lens

Examples



3 wheels set



4 wheels set

#### DURABLE LIFE TIME

- 155 diameter wheel
- Lens swapping on roughing wheel
- Automatic cleaning of polishing wheel



Polishing wheel cleaning kit

#### MAINTENANCE

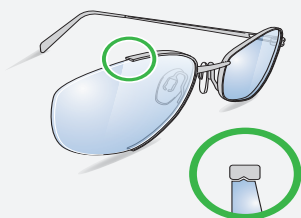
- Easy replacement depending on the model. Available with the ES™ series and the ES PRO™ series.
- Easy size adjustment

**Refer to your technician for additional information**

Available on all edgers  
 3 wheels set: Neksia™ 550, ES PRO 700M, ES PRO 800M  
 3 or 4 wheels set: Neksia 400, Neksia 500, ES 700, ES 700M, ES 800, ES 800M

### MINI-BEVEL

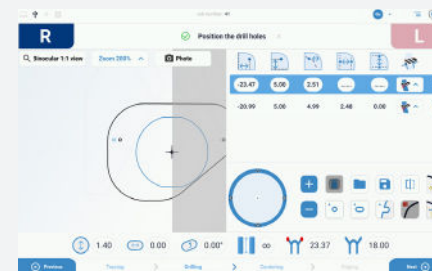
- Aesthetically-pleasing thin frame fitting
- Mini bevel height: from 0.30 mm to 0.75 mm
- Easy bevel configuration directly on the main screen



Available on ES 700, ES 700M, ES 800, ES 800M, ES PRO 700M, ES PRO 800M

### DRILLING

- Integrated drilling function for perfect positioning
- Hole, slot, notch, non-through drilling
- 2 drill bit sizes (0.8 and 1.0) for durability and speed
- Holes from 0.8 mm to 3.0 mm
- Holes quantity up to 20
- Slot and notch width up to 5 mm
- Slot and notch angle position from 0 to 90 degrees
- Automatic and adjustable tilt angle from front and rear lens face
- Hole size compensation according to the tool wear



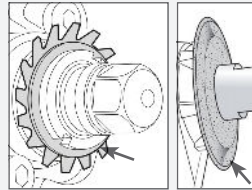
Available on  
 Tilt 15°: Neksia.D  
 Tilt 0-30°: ES 700, ES 700M, ES 800, ES 800M, ES PRO 700M, ES PRO 800M

# EDGING FUNCTIONS

## Standard and Advanced Finishing

### GROOVING

- Integrated grooving function
- Grooving wheel design to secure the groove width stability regardless of the lens curve
- Adjustable width from 0.6 mm to 1.2 mm
- Adjustable depth from 0.2 mm to 1.2 mm

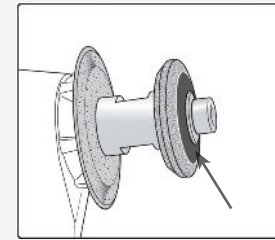


Grooving wheels

Available on all edges  
Tilt 15°: Neksia™ D  
Tilt up to 30°: ES™ 700, ES 700M, ES 800,  
ES 800M, ES PRO™ 700M, ES PRO 800M

### CHAMFERING

- Integrated chamfering function
- Unique Essilor patent with flexible wheel
- Perfect follow-up of the lens curvature
- Consistent chamfer width all around the lens
- Front and back
- Adjustable width
- Standard width: thin (0.2 mm) and large (0.4 mm)



Chamfering wheel mounted on flexible component

Available on all edges  
Tilt 15°: Neksia D  
Tilt up to 30°: ES 700, ES 700M, ES 800,  
ES 800M, ES PRO 700M, ES PRO 800M

### MIXED FINISHING

- Specific frame design
- Combination of 3 different types (groove-bevel-flat edge)
- Finishing type with any design (bevel-bevel, groove-groove, groove-flat edge, etc.)
- Configurable sector
- Automatic and aesthetically-pleasing merge between sectors



Available on ES 700, ES 700M, ES 800,  
ES 800M, ES PRO 700M, ES PRO 800M



### CUSTOMIZED FINISHING

- Complete adaptability of bevel and groove positions
- Position in the lens thickness (front and rear surface tracking, distributed and/or position percentage)
- Frame rim or lens curve tracking
- Curve modification (general or at a particular point)
- Curve displacement



Available on all edges

# EDGING FUNCTIONS

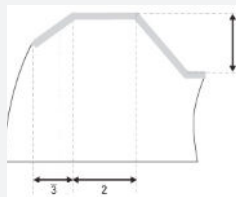
## Specific Bevel

### HIGH-CURVE BEVEL

Process lenses for wrap-around frames with an optimized bevel design for a perfect fit



- Binocular 3-D tracing of full-rim frames (tracer function)
- Automatic adjustment of centering data based on 3-D parameters of the frame
- Adjustment of high-curve bevel height on 4 to 8 points
- Automatic frame trajectory follow-up to harmonize as best as possible the lens base, frame base and shape




Cross-sectional view of a high-base bevel



Shape of the bevel (width, height, etc.) defined up to 8 locations


- 1: Value of shelf bevel of rear surface
- 2: Width of the flat side of the bevel
- 3: Front surface tracking value

 For the quality of the job, the lens base must always match the frame base perfectly.

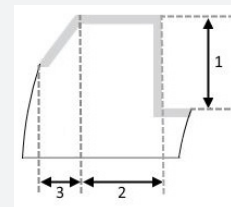
Available on  
Up to wrap 25°, Base 8: Neksia 550,  
Up to wrap 30°: Base 9: ES™ 700, ES 700M,  
ES 800, ES 800M, ES PRO™ 700M, ES PRO 800M

### STEP BEVEL

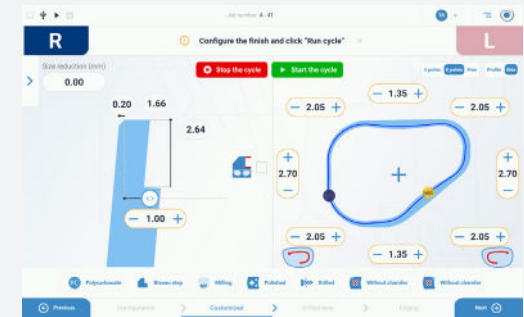
A step-bevel profile is particularly suited for rimmed sport frames and safety glasses with:



- A deep rectangular frame groove profile
- A frame groove with the back side longer than the front side




Cross-section of a step bevel



Shape of the bevel (width, height, etc.) defined up to 8 locations

- 1: Value of shelf bevel of rear surface
- 2: Width of the flat side of the bevel
- 3: Front surface tracking value

 For the quality of the job, the lens base must always match the frame base perfectly.

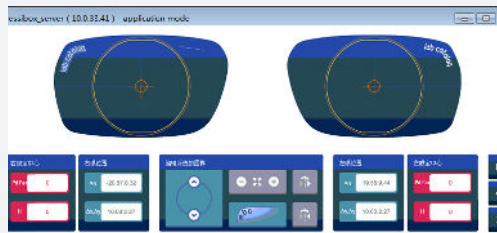
Available on  
ES 800, ES 800M, ES PRO 700M, ES PRO 800M

# EDGING FUNCTIONS

## Specific Jobs

### ENGRAVING

A unique engraving process, easy-to-use and completely integrated in the edging routines. From initials and sports insignia to Chinese calligraphy and more, engrave a range of images and infinite texts.



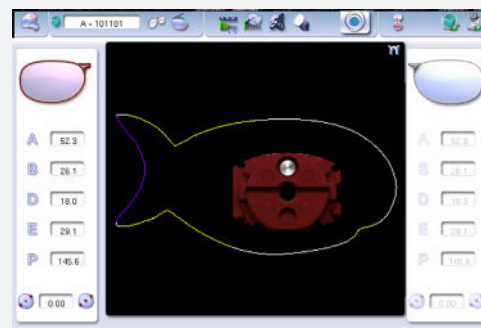
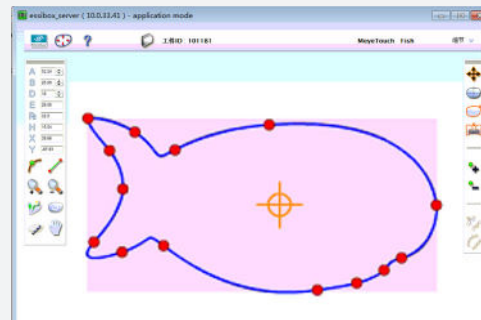
A unique engraving tool, non-invasive for the coating

Available on  
ES™ 800, ES 800M, ES PRO™ 800M

### CREATIVE SHAPE

This function allows you to create your own shapes:

- Using the pre-cut patterns
- Modifying the available forms
- Creating your own patterns




The colors symbolize the various tools that will be used to machine the shape:

- Drill bit
- High-base wheel
- Large wheel

Available on  
ES 800, ES 800M, ES PRO 800M

### SUPER CHAMFERING

This function helps to obtain an aesthetically-pleasing and safe mounting in the case of a negative thick lens edge, due to the super chamfering wheel.



The answer to a 'thick' lens edge that brings attractiveness and safety



Super chamfer wheel

Available on ES PRO 800M

# EDGING FUNCTIONS

## Specific Jobs



- A technology that attaches sun/reader/3D/blue-cut lenses to any prescription eyewear using magnets embedded in the lenses
- Designed to be lightweight with a dedicated triacetate lens
- Lenses are available in multiple base curves to fit virtually any frame curve



Chemistrie™ processing feature



Starter kit composition

- A dedicated, guided process with Chemistrie screens and buttons to save time
- A secure process of the job with pre-settings values that can be adjusted
- Optimized and dedicated edging process for sun/reader/3D/blue-cut lenses
- One single job number to process either Rx frames and/or Chemistrie clips
- Easy drilling process for square magnets
- A starter kit that includes lenses, consumables and necessary tools (starter kit as an option for ES PRO™ 800M)

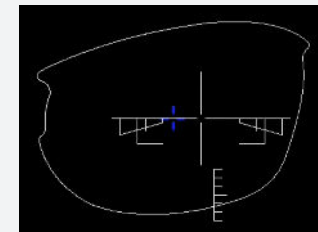
Available on ES™ 800, ES 800M and ES PRO™ 800M



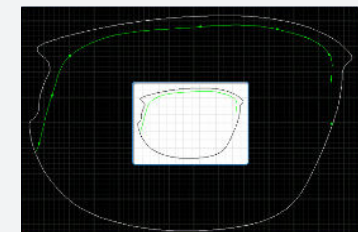
The Half Jacket endurance sport frame requires partial step beveling to fit into a portion of the frame and protrusions on the lens to hook into indentations in the frame groove.



- Advanced optical tracing of the external shape to detect protrusions of the demo lens (tracer)
- Assisted design of the step bevel shape with a touch screen (edger)
- Completed job saved in Essibox for future use



Optical tracing with protrusions detections



Define the partial step bevel



Available on ES 800M and ES PRO 800M

# ES PRO™ SERIES

Elevate your edging standards



ES PRO 700M

**ES PRO 700M** is a robust in-lab finishing solution to boost your productivity and expand your lab's capabilities.

## DRIVE YOUR PRODUCTIVITY

- Edging time reduced by up to 41%<sup>1</sup>
- On average 25% faster vs. PRO-E™ 600/700
- Milling time reduced by up to 57%<sup>1</sup>

## INTEGRATE WITH EASE

- Enjoy quick installation and ergonomic experience
- Smooth synchronization. Easy calibration
- Maintain with ease for maximum uptime

## CRAFT WITH PRECISION

- Aesthetic and robust mountings
- Edging precision built on state-of-the-art innovation
- Avoid axis-deviation risks and prioritize safe mountings
- Offers a responsible edging approach through its milling function
- Water consumption can be reduced by as much as 66%



1. As per Internal PQV study performed in Jan. 2024. ES PRO™ 800M / 700M compared with ES™ 800M and ES™ 700M, for rimmed frames with no chamfering/polishing function

# ES PRO™ SERIES

Supercharge your edging system.

## ES PRO™ 800M

- Clip-On
- Creative Shape
- Engraving
- Half Jacket®

## ES PRO™ 700M

- Super Chamfering
- Step Bevel
- High-Curve Bevel  
Up to wrap 30°, Base 9
- Milling
- All types of mixed jobs
- Drilling Tilt up to 30°
- Chamfering
- Grooving
- Polishing
- Flat-edge Finish
- Mini Bevel
- Bevel

**ES PRO 800M** is a cutting-edge in-lab finishing solution to boost your productivity and expand your lab's capabilities.

It combines precision, versatility, robustness, and speed to provide a comprehensive solution and greater capabilities.

### EXCEED CUSTOMER EXPECTATIONS

Enhance your lab's capabilities and maximize your offerings

- Thick-lens management
- Half Jacket® sports frame mountings
- Superchamfer function to offer comfort to wearers of athleisure eyewear
- m'eye CUSTOM™ web app to showcase various customization possibilities



ES PRO 800M



Cutting-edge technology to master edging and reveal creativity



ES 700 / ES 700M



TCB 800



ES 800 / ES 800M

### SIMPLIFIED WORKFLOW. ENHANCED PRODUCTIVITY

- Optical tracing time reduced by up to 75%
- Blocking and centering time reduced by up to 20%
- Edging time reduced by up to 19%

### OPTIMIZED AXIS PRECISION

- Roughing cycle automatically adapts to the curves of lenses up to base 10
- ES 700M and ES 800M bring together a hybrid milling and grinding technology to help ECPs ensure absolute axis control, even for slippery, hydrophobic, or delicate lenses
- With the eco-friendly dry-cut technology, ES 700M and ES 800M can also reduce wet lens waste and unwanted odors

### DESIGNED WITH ECPs AND CUSTOMERS IN MIND

- High-quality materials and sleek modern silhouettes, an easy fit in any workspace
- Compact and user-friendly edging systems
- Ergonomic multi-touch screens and an intuitive interface

### INSPIRE YOUR CUSTOMERS AND REVEAL YOUR CREATIVITY

- ES 800 and 800M are the perfect solution to demonstrate your craftsmanship and reinforce your expertise
- With the M'EYE CUSTOM web app, ECPs can inspire customers with unique personalized eyewear styles
- Easily engrave lens with M'Eye Sign™, customize lens shape with M'Eye Shape™, offer clip-on solutions with M'Eye Clip™, and even integrate crystal pavé with M'Eye Diamond™

## ES™ 800 ES™ 800M

|  |  |
|--|--|
| Crystal Pave                               | Crystal Pave                               |
| Clip-On                                    | Clip-On                                    |
| Creative Shape                             | Creative Shape                             |
| Engraving                                  | Engraving                                  |
| –  | Half Jacket®                               |
| Step Bevel                                 | Step Bevel                                 |
| –  | Milling                                    |
| High Curve Bevel<br>Up to wrap 30°, Base 9 | High Curve Bevel<br>Up to wrap 30°, Base 9 |
| All types of mixed jobs                    | All types of mixed jobs                    |
| Drilling Tilt up to 30°                    | Drilling Tilt up to 30°                    |
| Chamfering                                 | Chamfering                                 |
| Grooving                                   | Grooving                                   |
| Polishing                                  | Polishing                                  |
| Flat-edge Finish                           | Flat-edge Finish                           |
| –  | Mini Bevel                                 |
| Bevel                                      | Bevel                                      |

## ES™ 700M

### ES™ 700

|  |  |
|--|--|
| Milling                                    | –  |
| High-Curve Bevel<br>Up to wrap 30°, Base 9 | High Curve Bevel<br>Up to wrap 30°, Base 9 |
| All types of mixed jobs                    | All types of mixed jobs                    |
| Drilling Tilt up to 30°                    | Drilling Tilt up to 30°                    |
| Chamfering                                 | Chamfering                                 |
| Grooving                                   | Grooving                                   |
| Polishing                                  | Polishing                                  |
| Flat-edge Finish                           | Flat-edge Finish                           |
| –  | –  |
| Bevel                                      | Bevel                                      |

# NEKSIA™ SERIES


A robust and high-performing in-store edging system



NEKSIA v2 TRACER



NEKSIA



## HARNESS AN INTUITIVE SYSTEM

- Seamless navigation
- Personalized interaction
- Fully-guided precision

## BOOST WORKFLOW EFFICIENCY

- Fast, easy, and extended frame tracing
- Automatic drilling-hole recognition
- Precise centering and convenient blocking

## ACHIEVE HIGH PERFORMANCE

- Ensure axis accuracy
- Secure aesthetic and snug fit
- Avoid risks of breakage
- Offer high-curve eyewear

|  | NEKSIA 400       | NEKSIA 500       | NEKSIA 550       | NEKSIA 600          | NEKSIA 650          |
|--|------------------|------------------|------------------|---------------------|---------------------|
|  |                  |                  | High-Curve Bevel | Drilling Tilt 0-15° | Drilling Tilt 0-15° |
|  |                  | Chamfering       | Chamfering       | -                   | High-Curve Bevel    |
|  |                  | Grooving         | Grooving         | Chamfering          | Chamfering          |
|  | Polishing        | Polishing        | Polishing        | Grooving            | Grooving            |
|  | Flat-edge finish | Flat-edge Finish | Flat-edge Finish | Polishing           | Polishing           |
|  |                  |                  |                  | Flat-edge Finish    | Flat-edge Finish    |
|  | Bevel            | Bevel            | Bevel            | Bevel               | Bevel               |

# DELTA SERIES

All your workshop concentrated in this all-in-one station

## PROFIT FROM A COMPACT, HIGH-PERFORMANCE SYSTEM THAT COVERS ALL THE ESSENTIALS


- Tracing of all types of lenses including demo lenses and recut lenses
- Centering and blocking of all kinds of corrective lenses including recut lenses
- Edging of all types of materials up to base 6 including hydrophobic lenses

## NO COMPROMISE ON THE AESTHETIC RESULTS

- Advanced bevel and grooving placement features with the ideal bevel position
- Automatic setting of the grooving/drilling angle according to the lens curve up to 15°

## MANAGE ALL TASKS USING AN ALL-IN-ONE HIGH-PERFORMANCE DISPLAY

- Natural posture reducing muscle stress
- No need to move from one piece of equipment to another



## CONNECT YOUR DELTA WHEN NEEDED

For very special frames or for remote edging services, Delta can be connected:



| DELTA 300        |                     |
|------------------|---------------------|
| DELTA 200        | Drilling Tilt 0-15° |
| Chamfering       | Chamfering          |
| Grooving         | Grooving            |
| Polishing        | Polishing           |
| Flat-edge finish | Flat-edge Finish    |
| Bevel            | Bevel               |
| Centering        | Centering           |
| Manual blocking  | Manual blocking     |
| Optical tracing  | Optical tracing     |

# TRACER SOLUTIONS

Complete range to meet all the professional needs

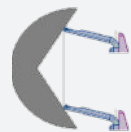
## REMOTE EDGING SOLUTIONS



E-TESS

TESS

Patented frame groove acquisition for a perfect lens size adjustment and fitting



## REINFORCE TRACING TABLE FOR LAB VOLUME\*



L-TESS



PRO-B 300



**A pedal (optional)**

Start the blocking process without touching the screen.



**Weco block compatibility**



TCB 800

## TCB™ 800

**Tracing  
Centering-Blocking**

Auto-recognize holes

Advanced creative shape

Pedal for blocking (option)

Weco block compatibility

Semi-automatic centering-blocking



Lab use

Lab use

Shape

Shape

Shape and drilling libraries

-

Reinforced table (>100k jobs)

Unlimited

User comfort

User comfort

User comfort



Shape modification

Shape modification

Shape modification

High-curve shapes (up to base 9)

High-curve shapes (up to base 9)

High-curved shapes (up to base 9)

High curve frame (up to base 10)

\*Lifetime: more than 100,000 jobs

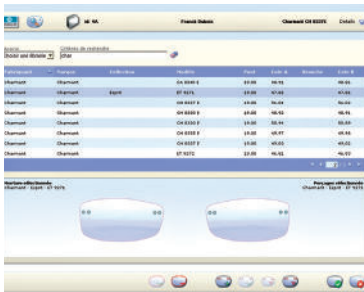
## The connectivity solution to increase the lab efficiency

Essibox connects multiple devices and centralizes all data flows for higher lab efficiency and lower errors. Designed around an open communication system, it is an upgradable solution that enables the addition of new functions and services to improve the configuration and profitability.



### CREATION OF PERSONALIZED SHAPES AND DRILLING PATTERNS

- Shape- and drilling-creation module
- A user-friendly design based on the underlying principles used for computer-aided design software



### UNLIMITED STORAGE CAPACITY AND INTEGRATED DATABASE

Create an unlimited archive of shapes and drilling models with easy management of the libraries:

- Multi-criteria searches (search by manufacturer, by collection or by model)
- Immediate visualization of the shape and related drilling pattern



### JOB MANAGEMENT AND LMS (LAB MANAGEMENT SOFTWARE) CONNECTION

- Automatic data transfer (shape, prescription, height, PD, lens type, etc.) to the centering and edging system with barcodes
- Visualization and management of all jobs and their states of progress
- Full integration within the lab and/or storage network for easy and quick access



### MULTI-SITE

Centralized workshop and/or job transfer between shops:

- Delegation for capability needs
- Delegation for functionality needs (creative shape, etc.).
- Delegation for availability

# LENSMETERS

Simple and reliable measurement



## EXTENDED MEASURING CAPACITIES

Lens support adapted to all lenses, frame curves and high base curves. The wide space under the base allows excellent positioning of frame temples.



## UV TRANSMISSION

Measurement of lens power and UV transmission are simultaneously carried out and displayed on the main screen.



## INTER-PUPILLARY DISTANCE

An exclusive design featuring two nose supports makes operations simple and efficient.



ALM 500



ALM 700



ALM 800

## ALM 800

### ALM 700

### ALM 500

|  |  |  |
|--|--|--|
| Quantification of blue-violet light        | UV transmission measurement                | UV transmission measurement                |
| UV transmission measurement                | Inter-pupillary distance measurement       | Inter-pupillary distance measurement       |
| Inter-pupillary distance measurement       | Curved and tinted lenses measurement       | Curved and tinted lenses measurement       |
| Curved and tinted lenses measurement       | Touch screen                               | Touch screen                               |
| Touch screen                               | Green light beam                           | Green light beam                           |
| Green light beam                           | Automatic detection of lens type           | Automatic detection of lens type           |
| Automatic detection of lens type           | Printer                                    | Printer                                    |
| Printer                                    | Data transfer                              | Data transfer                              |
| Data transfer                              | Tilting color screen                       | Tilting color screen                       |
| Tilting color screen                       | All types of lenses and frames measurement | All types of lenses and frames measurement |
| All types of lenses and frames measurement | All types of lenses and frames measurement | All types of lenses and frames measurement |


# LAB ACCESSORIES

Discover our wide range  
of consumables on  
[EssilorInstrumentsUSA.com/store](http://EssilorInstrumentsUSA.com/store)

## CONSUMABLES



■ Edging block  
Ø 22 mm  
pack of 20  
Ref: GAM222




■ Edging block  
Ø 18 x 14 mm  
pack of 20  
Ref: GAM218




■ Edging block  
Ø 22 mm pack  
of 10 - Right (blue)  
ES series  
Ref: GAM232



■ Edging block  
Ø 18 x 14 mm pack  
of 10 - Right (blue)  
ES series  
Ref: GAM238



■ Edging block  
Ø 22 mm pack  
of 10 - Left (red)  
ES series  
Ref: GAM233



■ Edging block  
Ø 18 x 14 mm pack  
of 10 - Left (red)  
ES series  
Ref: GAM239



■ Weco/Vario  
blocker holder  
Ref: M40A17



■ Blocker holder  
Ø 22 mm  
left side  
Ref: M24A16




■ Blocker holder  
Ø 18 x 14 mm  
left side  
Ref: M24A15



■ Edging pads  
Ø 22 mm roll  
of 1000  
Ref: GAM403



■ Edging pads  
Ø 18 x 14 mm roll  
of 1000  
Ref: GAM316



■ Pad Aligner  
ES series  
Ref: L80K02

## MOUNTING TOOLS



■ Hand Edger  
All materials  
Ref: N65806  
N65802




■ Essilor PALCHECK  
Engraving Identifier  
Ref: PALCHECK



■ Lens Inspection  
Station Plus  
Ref: PAL-ID3



■ Ink marking remover  
Ref: 99-AOE




















■ Weco/Vario clip-on  
clamping chuck, 19 -17  
Ref: M24A19

## MEASURING TOOLS

# SPECIFICATIONS

## Edging Functions

|   | Delta 200 | Delta 300      | Neksia 400 | Neksia 500 | Neksia 550               | Neksia 600     | Neksia 650               | ES™ 700                  | ES 700M                  | ES 800                    | ES 800M                   | ES PRO™ 700M              | ES PRO 800M               |
|---|-----------|----------------|------------|------------|--------------------------|----------------|--------------------------|--------------------------|--------------------------|---------------------------|---------------------------|---------------------------|---------------------------|
| 110V (4 wheels) ①   |           |                |            |            |                          |                |                          |                          |                          |                           |                           |                           |                           |
| 110V (3 wheels) ②   | M16875    | M16885         |            | M2500009   | M2500010                 | M2500011       | M2500012                 | M8000006                 | M8000005                 | M9000006                  | M9000005                  | M4000003                  | M4000004                  |
| 220V (4 wheels) ①   |           |                |            |            |                          |                |                          |                          |                          |                           |                           |                           |                           |
| 220V (3 wheels) ②   |           |                |            |            |                          |                |                          |                          |                          |                           |                           | M4000001                  | M4000002                  |
|  Bevel                               | ✓         | ✓              | ✓          | ✓          | ✓                        | ✓              | ✓                        | ✓                        | ✓                        | ✓                         | ✓                         | ✓                         | ✓                         |
|  Mini Bevel                          |           |                |            |            |                          |                |                          | ✓                        | ✓                        | ✓                         | ✓                         | ✓                         | ✓                         |
|  Flat-edge Finish                    | ✓         | ✓              | ✓          | ✓          | ✓                        | ✓              | ✓                        | ✓                        | ✓                        | ✓                         | ✓                         | ✓                         | ✓                         |
|  Polishing                           | ✓         | ✓              | ✓          | ✓          | ✓                        | ✓              | ✓                        | ✓                        | ✓                        | ✓                         | ✓                         | ✓                         | ✓                         |
|  Grooving                            | ✓         | ✓              |            | ✓          | ✓                        | tilt 15°       | tilt 15°                 | tilt up to 30°           | tilt up to 30°           | tilt up to 30°            | tilt up to 30°            | tilt up to 30°            | tilt up to 30°            |
|  Chamfering                          | ✓         | ✓              |            | ✓          | ✓                        | ✓              | ✓                        | ✓                        | ✓                        | ✓                         | ✓                         | ✓                         | ✓                         |
|  Drilling                            |           | tilt up to 15° |            |            |                          | tilt up to 15° | tilt up to 15°           | tilt 0-30°               | tilt 0-30°               | tilt 0-30°                | tilt 0-30°                | tilt 0-30°                | tilt 0-30°                |
|  All types of mixed jobs             |           |                |            |            |                          |                |                          | ✓                        | ✓                        | ✓                         | ✓                         | ✓                         | ✓                         |
|  Milling<br>(Super hydrophobic lens) |           |                |            |            |                          |                |                          |                          | ✓                        |                           | ✓                         | ✓                         | ✓                         |
|  High-curve Bevel                   |           |                |            |            | Up to wrap 25°<br>Base 8 |                | Up to wrap 25°<br>Base 8 | Up to wrap 30°<br>Base 9 | Up to wrap 30°<br>Base 9 | Up to wrap 30°<br>Base 10 | Up to wrap 30°<br>Base 10 | Up to wrap 30°<br>Base 10 | Up to wrap 30°<br>Base 10 |
|  Step Bevel                        |           |                |            |            |                          |                |                          |                          |                          | Height up to<br>3.0 mm    | Height up to<br>5.5 mm    | Height up to<br>5.35 mm   | Height up to<br>5.35 mm   |
|  Super Chamfering                  |           |                |            |            |                          |                |                          |                          |                          |                           |                           |                           | ✓                         |
|  M'Eye SportRx™<br>(Half Jacket®)  | ▼         |                |            |            |                          |                |                          |                          |                          |                           | ✓                         |                           | ✓                         |
|  M'Eye Sign™ (Engraving)           | ▼         |                |            |            |                          |                |                          |                          |                          | ✓                         | ✓                         |                           | ✓                         |
|  M'Eye Shape™<br>(Creative Shape)  | ▼         |                |            |            |                          |                |                          |                          |                          | ✓                         | ✓                         |                           | ✓                         |
|  M'Eye Clip™<br>(Chemistrie clip)  |           |                |            |            |                          |                |                          |                          |                          | ✓                         | ✓                         |                           | ✓                         |
|  M'Eye Diamond™<br>(Crystal pavé)  |           |                |            |            |                          |                |                          |                          |                          | ✓                         | ✓                         |                           | ✓                         |
| Weco block type adaptor   |           |                | ✓          | ✓          | ✓                        | ✓              | ✓                        | ✓                        | ✓                        | ✓                         | ✓                         | ✓                         | ✓                         |

All 220VAC machines are special order except the ES PRO series.

①② Plastic, MHI, PC, Trivex, Tribrid

① Mineral / Glass

▼ Need Essibox® solution



# SPECIFICATIONS

## Technical Design

|  | Delta 200        | Delta 300        | Neksia 400       | Neksia 500       | Neksia 550       | Neksia 600 and 650 | ES™ 700          | ES 700M          | ES 800           | ES 800M          | ES PRO™ 700M    | ES PRO 800M     |
|--|------------------|------------------|------------------|------------------|------------------|--------------------|------------------|------------------|------------------|------------------|-----------------|-----------------|
| Precision                                      |                  |                  |                  |                  |                  |                    |                  |                  |                  |                  |                 |                 |
| Temperature compensated reproducer             |                  |                  |                  |                  |                  |                    | ✓                | ✓                | ✓                | ✓                | ✓               | ✓               |
| Strain gauge (constant effort measurement)     |                  |                  |                  |                  |                  |                    | ✓                | ✓                | ✓                | ✓                | ✓               | ✓               |
| Advanced clamping system                       |                  |                  |                  |                  |                  |                    | ✓                | ✓                | ✓                | ✓                | ✓               | ✓               |
| Mechanical compensation system (drill)         |                  |                  |                  |                  |                  |                    | ✓                | ✓                | ✓                | ✓                | ✓               | ✓               |
| Feeler metal pin (constant shape)              |                  |                  |                  |                  |                  |                    | ✓                | ✓                | ✓                | ✓                | ✓               | ✓               |
| 1-star cycle                                   | ✓                | ✓                | ✓                | ✓                | ✓                | ✓                  | ✓                | ✓                | ✓                | ✓                | ✓               | ✓               |
| 2-star cycle                                   | ✓                | ✓                | ✓                | ✓                | ✓                | ✓                  | ✓                | ✓                | ✓                | ✓                | ✓               | ✓               |
| Advanced 2-star cycle                          |                  |                  |                  |                  |                  |                    | ✓                | ✓                | ✓                | ✓                | ✓               | ✓               |
| Milling - Dry cut                              |                  |                  |                  |                  |                  |                    |                  | ✓                |                  | ✓                | ✓               | ✓               |
| Robustness                                     |                  |                  |                  |                  |                  |                    |                  |                  |                  |                  |                 |                 |
| Small tools module maintainability             | complete         | complete         |                  | complete         | complete         | complete           | 2 spindles       | 3 spindles       | 2 spindles       | 3 spindles       | 3 spindles      | 3 spindles      |
| Reinforced tools (lifespan increased)          |                  |                  |                  |                  |                  |                    |                  |                  |                  |                  | ✓               | ✓               |
| Reinforced structure and parts                 |                  |                  |                  |                  |                  |                    |                  |                  |                  |                  | ✓               | ✓               |
| Easy and quick access                          |                  |                  |                  |                  |                  |                    |                  |                  |                  |                  | ✓               | ✓               |
| Robotic cables and connectors                  |                  |                  |                  |                  |                  |                    |                  |                  |                  |                  | ✓               | ✓               |
| Easy and fast maintenance (integrated process) |                  |                  |                  |                  |                  |                    |                  |                  |                  |                  | ✓               | ✓               |
| Preventive maintenance plan                    | ✓                | ✓                | ✓                | ✓                | ✓                | ✓                  | ✓                | ✓                | ✓                | ✓                | ✓               | ✓               |
| Integration                                    |                  |                  |                  |                  |                  |                    |                  |                  |                  |                  |                 |                 |
| OMA protocol                                   | ✓                | ✓                | ✓                | ✓                | ✓                | ✓                  | ✓                | ✓                | ✓                | ✓                | ✓               | ✓               |
| Essibox® compatibility                         | ✓                | ✓                | ✓                | ✓                | ✓                | ✓                  | ✓                | ✓                | ✓                | ✓                | ✓               | ✓               |
| Embedded remote maintenance <sup>1</sup>       | ✓                | ✓                | ✓                | ✓                | ✓                | ✓                  | ✓                | ✓                | ✓                | ✓                | ✓               | ✓               |
| 1 start button                                 |                  |                  |                  |                  |                  |                    |                  |                  |                  |                  | ✓               | ✓               |
| Barcode reader                                 | option           | option           | option           | option           | option           | option             | option           | option           | option           | option           | integrated      | integrated      |
| No need of compressed air and vacuum           | ✓                | ✓                | ✓                | ✓                | ✓                | ✓                  | ✓                | ✓                | ✓                | ✓                | ✓               | ✓               |
| Capacity recommendation (1 unit)               | 10-20 jobs/shift | 10-20 jobs/shift | 20-40 jobs/shift | 20-40 jobs/shift | 20-40 jobs/shift | 20-40 jobs/shift   | 40-80 jobs/shift | 40-80 jobs/shift | 40-80 jobs/shift | 40-80 jobs/shift | > 80 jobs/shift | > 80 jobs/shift |

<sup>1</sup> Including remote machine memory upgrade, remote control assistance, remote machine settings, remote errors analysis and troubleshooting

# WORLDWIDE LEADER IN FINISHING SYSTEMS



Scan to learn more



ES PRO 700M



ES PRO 800M



ES 700/700M



ES 800/800M



NEKSIA v2



DELTA



TESS



TCB 800



Essilor Instruments USA | 8600 W. Catalpa Avenue, Suite 703 | Chicago, IL 60656 - USA | Phone: 855.393.4647  
Email: [info@essilorinstrumentsusa.com](mailto:info@essilorinstrumentsusa.com) | [www.EssilorInstrumentsUSA.com](http://www.EssilorInstrumentsUSA.com)

As improvements are made, these specifications and pictures are not contractually binding and may be changed without prior notice.

© Essilor Instruments USA 06/2026. All rights reserved.