


Capable of reading the smallest and the largest frames.
Capable of reading the future.



Adding a TESS tracer to your practice for the use of remote tracing to a lab






Start on a new base!



1 | INCLINED TRACING HEAD

No shape is too complicated!



2 | TRACES THE SMALLEST AND BIGGEST FRAMES



The best IQ on the market



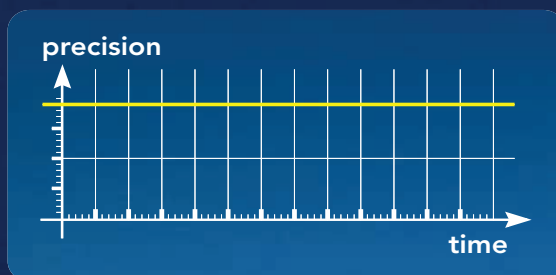
3 | ACCURATE, ADAPTABLE AND AUTOMATIC

High-speed, high-precision



4 | PERFECT FIT OF THE LENS IN THE FRAME

A tool you can count on, right now and for many years to come



5 | LINEARITY OF MEASUREMENT

A firm eye on the future



6 | EXTENDED COMPATIBILITY

Simplicity for better ergonomics



7 | 10° INCLINATION POSSIBLE

Interactive design



8 | DIGITAL KEYPAD + DIGITAL DISPLAY

1

- Essilor patented stylus.
- 15° tracing head inclination.
- Follows the camber of the frames with the highest curves.

2

- Small B-size down to 17 mm.
- Children frames.
- Very thin frames (from 1.45 mm thick).
- Safety frames.
- Upper brow bar frames.

3

- Automatic detection of the frame material.
- Frame thickness displayed.
- Variable speed according to the frame geometry.

4

- High precision tracing with frame groove acquisition in less than one minute.
- Perfect fit of the lens in the frame.
- Swivelling clamps to avoid deformation of flexible frames.
- Frame dissymetries taken into account.

5

- Robust, innovating and patented design.
- New calibration algorithms for better long term stability.
- Low calibration frequency.

6

- Communication with OPSYS and VISIONWEB.
- Compatibility with the OMA protocol, the true standard of the future.
- Ports: serial, Ethernet and USB to update the memories.
- 200 jobs built-in memory.
- Evolutionary system.

7

- Retractable feet providing 10° tracer inclination.
- Optimum vision on the tracing area.
- Automatic detection of the inclination degree (0° - 10°) by internal sensor.
- Patterns held by practical magnetic system.
- Centring aid for the demonstration lenses.

8

- Digital keypad to assign a number to your traces.
- Digital display for increased interactivity with the user.
- Pure lines, innovating design.



TECHNICAL SPECIFICATIONS

- Power up with the tracer on/off switch
- Compliant with standard ISO16284 (OMA 3.04 compatible)
- Automatic self-test on power up
- Calibration, linked to the computer (PC) or from the tracer
- Automatic stylus insertion
- 3-D tracing for frames, 2-D tracing for patterns, demo lenses and pre-cut lenses
- High precision tracing with reading of the frame groove profile
- Support provided to trace a pattern or lens (demonstration or pre-cut)
- Automatic frame centring
- Automatic measurement of the frame bridge, binocular tracing
- Measurement of frame thickness:
2x16 characters digital display
tracer inclination 0° or 10°
- Differential tightening of the grips
- Built-in auto-maintenance functions, from the computer (PC) or the Delta T edger
- Power supply voltage: 12 V
- External power supply: 100-240 V AC, 1 A, 50-60 Hz, output 12 V
- Frame dimension limits:
B-dimension: min. 17 mm (pattern) 18.5 mm, max. 58 mm
A-dimension: min. 28 mm, max. 70 mm
- Limit Z height: 30 mm in binocular, 40 mm in monocular
- Frame thickness: min. 1.45 mm, max. 12 mm
- Dimensions: L 11 in x D 11 in x H 7 in
- Weight: 16.5 lbs
- CE marking conformity

N.B. As improvements are made these specifications may be changed without prior notice.

TESS®

