

EXAM TABLE



COMBINE QUALITY,
RELIABILITY AND FLEXIBILITY







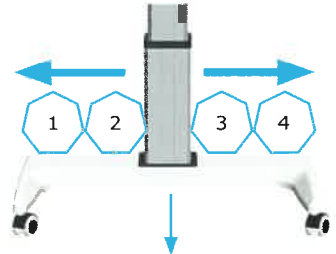


TABLE FAMILY

EXAM TABLE

Optometry



Part Number	Description	Picture	Top Table Size	Column & Base
TAB1000	1 instrument Square shape		20" x 20"	<p>Very compact base</p> <p>High performance casters</p> <p>Smart and clean cord management</p> <p>275 lbs lift capacity</p> <p>Min height: 27" Max height: 35.5"</p>
TAB2000	2 instruments Rectangular shape		20" x 32"	
TAB3000	3 instruments Rectangular shape		20" x 42"	
TAB3500	3 instruments Curved shape		24" x 46"	<p>Flexible configuration (adjustable column)</p> <p>High performance casters</p> <p>Smart and clean cord management</p> <p>Wheelchair compatible</p> <p>275 lbs lift capacity</p> <p>Min height: 27.5" Max height: 36"</p>
TAB4000	4 instruments Rectangular shape		20" x 56"	
TAB4500	4 instruments Curved shape		28" x 57"	<p>Adaptative 4 positions column</p>  <p>Wheelchair accessible base</p>

Stereo Optical Company - 08/2016 - As improvements are made, these specifications and pictures are not contractually binding and may be changed without prior notice.

Input Power: 100-120 VAC, 50/60 Hz, 115 VA
 Output Power: 100-120 VAC, 10 A
 Class I Type B
 Conforms to IEC standard 60601-1, FDA and CE compliant, certified to CAN/CSA STD



Essilor Instruments USA
 8600 W. Catalpa Avenue, Suite 703
 Chicago, IL 60656 - USA
 Tel: 855.393.4647
 Email: info@essilorinstrumentsusa.com
 www.essilorinstrumentsusa.com

Your Contact